



**Electricity Department
Andaman & Nicobar
Administration**

**RDSS Statement
For the FY 2025-26**

Quarter - 1

सहायक लेखा अधिकारी
Assistant Accounts Officer
विद्युत विभाग / Electricity Department
श्री विजयपुरम / Sri Vijaya Puram

वरिष्ठ लेखा अधिकारी
Sr. Accounts Officer
विद्युत विभाग / Electricity Department
श्री विजयपुरम / Sri Vijaya Puram

अधीक्षक अभियंता (तकनीकी)
Superintending Engineer (Tech)
विद्युत विभाग / Electricity Department
अ.नि.प्रशासन / A& N Administration
श्री विजयपुरम / Sri Vijaya Puram

ELECTRICITY DEPARTMENT, A&N ADMINISTRATION
2025-26

Profit & Loss		Quarter 1 2025-26
Table 1: Revenue Details		
Revenue from Operations (A = A1+A2+A3+A4+A5+A6)		82.61
	A1: Revenue from Sale of Power	82.61
	A2: Fixed Charges/Recovery from theft etc.	
	A3: Revenue from Distribution Franchisee	
	A4: Revenue from Inter-state sale and Trading	0.00
	A5: Revenue from Open Access and Wheeling	
	A6: Any other Operating Revenue	
Revenue - Subsidies and Grants (B = B1+B2+B3)		209.51
	B1: Tariff Subsidy Booked	209.51
	B2: Revenue Grant under UDAY	
	B3: Other Subsidies and Grants	
Other Income (C = C1+C2+C3)		0.81
	C1: Income booked against deferred revenue*	
	C2: Misc Non-tariff income from consumers (including DPS)	0.81
	C3: Other Non-operating income	
Total Revenue on subsidy booked basis (D = A + B + C)		292.93
Tariff Subsidy Received (E)		209.51
Total Revenue on subsidy received basis (F = D - B1 + E)		292.93
Whether State Government has made advance payment of subsidy for the quarter(Yes/No)		

*Revenue deferred by SERC as per tariff order for the relevant FY


Table 2: Expenditure Details		Quarter 1 2025-26
Cost of Power (G = G1 + G2+ G3)		225.10
	G1: Generation Cost (Only for GEDCOS)	213.30
	G2: Purchase of Power	11.81
	G3: Transmission Charges	0.00
O&M Expenses (H = H1 + H2 + H3 + H4 + H5 + H6 + H7)		64.71
	H1: Repairs & Maintenance	0.91
	H2: Employee Cost	56.86
	H3: Admn & General Expenses	1.90
	H4: Depreciation	5.03
	H5: Total Interest Cost	
	H6: Other expenses	
	H7: Exceptional Items	
Total Expenses (I = G + H)		289.81
Profit before tax (J = D - I)		3.12
	K1: Income Tax	
	K2: Deferred Tax	
Profit after tax (L = J - K1 - K2)		3.12

File No. M/26/2026-Work-ELE-ELE AN (Computer No. 138357)

Assistant Accounts Officer
विद्युत विभाग / Electricity Department
श्री विजयपुरम / Sri Vijaya Puram

वरिष्ठ लेखा अधिकारी
Sr. Accounts Officer

विद्युत विभाग / Electricity Department
श्री विजयपुरम / Sri Vijaya Puram



 अधीक्षक अभियंता (तकनीकी)
 Superintending Engineer (Tech)
 विद्युत विभाग / Electricity Department
 अ.नि.प्रशासन / A&N Administration
 श्री विजयपुरम / Sri Vijaya Puram



ELECTRICITY DEPARTMENT, A&N ADMINISTRATION
2025-26

Table 3: Key Asset-Liability Details		Quarter 1 2025-26
M1: Net Trade Receivables		123.43
	M1a: Gross Trade Receivable Govt. Dept.	98.49
	M1b: Gross Trade Receivable Other-than Govt. Dept.	24.94
	M1c: Provision for bad debts	
M2: Subsidy Receivable		0.00
M3: Capex Borrowings		
	M3a: Long Term Loans - State Govt	
	M3b: Long Term Loans - Banks & Fis	
	M3c: Short Term/ Medium Term - State Govt	
	M4d: Short Term/ Medium Term - Banks & Fis	
M4: Non-Capex Borrowings		0.00
	M4a: Short Term Borrowings/ from Banks/ Fis	
	M4b: Cash Credit/ OD from Banks/ Fis	
M5: Payables for Purchase of Power		53.69

Table 4: Technical Details		Quarter 1 2025-26
O1: Total Installed Capacity (MW) (Quarter Ended) (Only for GEDCOs)		54.23
	O1a: Hydel	5.25
	O1b: Thermal	48.93
	O1c: Gas	
	O1d: Others	0.05
O2: Total Generation (MU) (Quarter Ended) (Only for GEDCOs)		27.64
	O2a: Hydel	3.38
	O2b: Thermal	24.26
	O2c: Gas	
	O2d: Others	0.00
O3: Total Auxiliary Consumption (MU) (Quarter Ended)		0.80
O4 : Gross Power Purchase (MU) (Quarter Ended)		76.68
Gross Input Energy (MU) (O5 = O2 - O3 + O4)		103.52
O6: Transmission Losses (MU)(Interstate & Intrastate)		
O7: Gross Energy sold (MU)		80.45
	O7a: Energy Sold to own consumers	80.45
	O7b: Bulk Sale to Distribution Franchisee	
	O7c: Interstate Sale/ Energy Traded/Net UI Export	
Net Input Energy (MU) (O8 = O5 - O6 - O7c)		103.52
Net Energy Sold (MU) (O9 = O7 - O7c)		80.45
Revenue Billed including subsidy booked (O10 = A1 + A2 + A3 + B1)		292.13
O11: Opening Gross Trade Receivables (including any adjustments) (Rs crore)		115.28
O12: Adjusted Gross Closing Trade Receivables (Rs crore)		123.43
Revenue Collected including subsidy received (O13 = A1 + A2 + A3 + E + O11 - O12)		283.98
Billing Efficiency (%) (O14 = O9/O8*100)		77.72
Collection Efficiency (%) (O15 = O13/O10*100)		97.21
Energy Realised (MU) (O15a = O15*O9)		78.21
AT&C Loss (%) (O16 = 100 - O14*O15/100)		24.45


 सहायक लेखा अधिकारी
 Assistant Accounts Officer
 विद्युत विभाग / Electricity Department
 श्री विजयपुरम / Sri Vijaya Puram


 वरिष्ठ लेखा अधिकारी
 Sr. Accounts Officer
 विद्युत विभाग / Electricity Department
 श्री विजयपुरम / Sri Vijaya Puram



 अधीक्षक अभियंता (तकनीकी)
 Superintending Engineer (Tech)
 विद्युत विभाग / Electricity Department
 अ.नि.प्रशासन / A& N Administration
 श्री विजय पुरम / Sri Vijaya Puram

ELECTRICITY DEPARTMENT, A&N ADMINISTRATION

2025-26

Table 5: Key Parameters	Quarter 1 2025-26
ACS (Rs./kWh) (P1 = I*10/O5)	28.00
ARR on Subsidy Booked Basis (Rs./kWh) (P2 = D*10/O5)	28.30
Gap on Subsidy Booked Basis (Rs./kWh) (P3 = P1 - P2)	-0.30
ARR on Subsidy Received Basis (Rs./kWh) (P4 = F*10/O5)	28.30
Gap on Subsidy Received Basis (Rs./kWh) (P5 = P1 - P4)	-0.30
ARR on Subsidy Received excluding Regulatory Income and UDAY Grant (Rs./kWh) (Rs./kWh) (P6 = (F-B-C1)*10/O5)	28.30
Gap on Subsidy Received excluding Regulatory Income and UDAY Grant (Rs./kWh) (P7 = P1 - P6)	-0.30
Receivables (Days) (P8 = Days*M1/A)	135.96
Payables (Days) (P9 = Days*M5/G)	21.71
Total Borrowings (P10 = M3 + M4)	0.00

Table 6: Consumer Categorywise Details of Sale (MU)	Quarter 1 2025-26
Q1:Domestic	43.45
Q2:Industrial	2.87
Q3:Commercial	23.13
Q4:Public Water Works (PWW)	
Q5:Public Light	2.60
Q6:Interstate	
Q7:Agriculture	0.42
Q8:Temporary Connection	
Q9:Kutir Jyoti	
Q10:Single Point Metered Rural	
Q11:Single Point Metered Urban	
Q12: Others	7.99
Railways	
Bulk Supply	7.99
Miscellaneous	
Distribution Franchisee	
Interstate/ Trading/ UI	
Gross Energy Sold (Q13 = Q1 + Q2 + Q3 + Q4 + Q5 + Q6 + Q7 + Q8 + Q9 + Q10 + Q11 + Q12)	80.45

Table 7: Consumer Categorywise Details of Sale (Rs. Crore)	Quarter 1 2025-26
Q1:Domestic	23.10
Q2:Industrial	4.01
Q3:Commercial	37.90
Q4:Public Water Works (PWW)	
Q5:Public Light	3.43
Q6:Interstate	
Q7:Agriculture	0.13
Q8:Temporary Connection	
Q9:Kutir Jyoti	
Q10:Single Point Metered Rural	
Q11:Single Point Metered Urban	
Q12: Others	14.05
Railways	
Bulk Supply	14.05
Miscellaneous	
Distribution Franchisee	
Interstate/ Trading/ UI	
Gross Energy Sold (Q13 = Q1 + Q2 + Q3 + Q4 + Q5 + Q6 + Q7 + Q8 + Q9 + Q10 + Q11 + Q12)	82.61

File No. M/26/2026-Work-File-EE AN (Computer No. 138357)

Assistant Accounts Officer

विद्युत विभाग / Electricity Department
श्री विजयपुरम / Sri Vijaya Puram

Sr. Accounts Officer

विद्युत विभाग / Electricity Department
श्री विजयपुरम / Sri Vijaya Puramअधीक्षक अभियंता (तकनीकी)
Superintending Engineer (Tech)
विद्युत विभाग / Electricity Department
अ. नि. प्रशासन / A&N Administration
श्री विजय पुरम / Sri Vijaya Puram

